



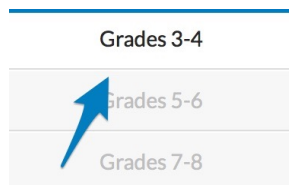
Socrative Instructions

Are you looking for a new way to administer the assessments from One in Christ that will give you quality and timely feedback, while saving you time on grading? If the answer is yes, we have you covered! Follow these instructions to utilize the One in Christ™ Socrative Assessments.

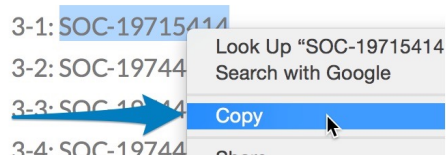
Step 1: Click on Resources on the CPH EDU website.



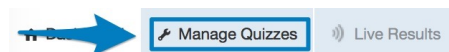
Step 2: Select your grade level from the list of options below Socrative.



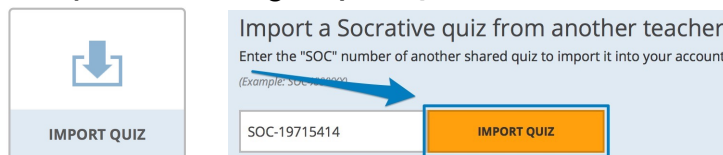
Step 3: Copy the Code for the Assessment you want to give, starting with SOC-.



Step 4: Log into t.socrative.com and click Manage Quizzes.



Step 5: Click the Import Quiz button and then paste your Assessment Code into the box and finally click the orange Import Quiz button.



Congrats! You now have the Assessment in your library to administer in your classroom.